**District LD 9**

**As of May 2026 Cumulative**

| Year | New Clubs | Dropped Clubs | Gain/ Loss Clubs | New Members | Charter Members | Reinstate Members | Transfer Members | Total Member Added | Total Members Dropped | Gain/ Loss Members |
|---|---|---|---|---|---|---|---|---|---|---|
| 2021-2022 | 0 | 2 | -2 | 145 | 7 | 42 | 1 | 195 | 176 | 19 |
| 2022-2023 | 0 | 3 | -3 | 72 | 0 | 7 | 6 | 85 | 205 | -120 |
| 2023-2024 | 0 | 3 | -3 | 133 | 4 | 26 | 8 | 171 | 159 | 12 |
| 2024-2025 | 0 | 1 | -1 | 101 | 0 | 17 | 2 | 120 | 151 | -31 |
| 2025-2026 | 9 | 0 | 9 | 177 | 258 | 6 | 3 | 444 | 141 | 303 |
| **Average** | **2** | **2** | **0** | **126** | **54** | **20** | **4** | **203** | **166** | **37** |

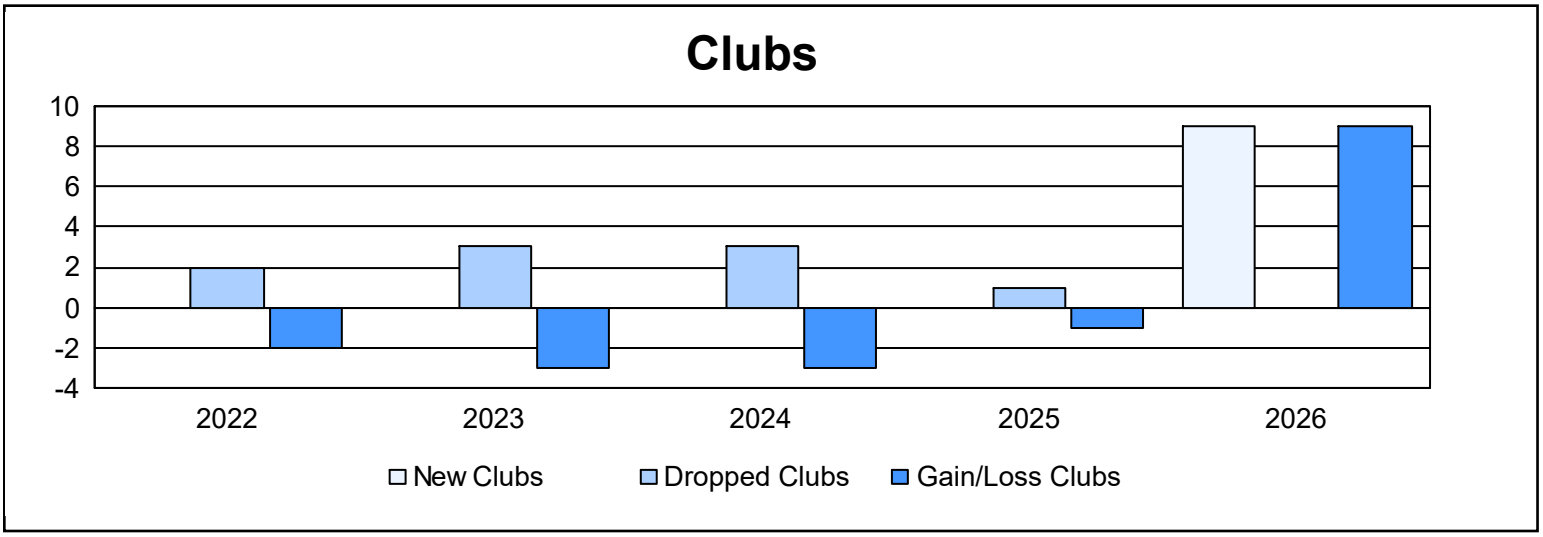


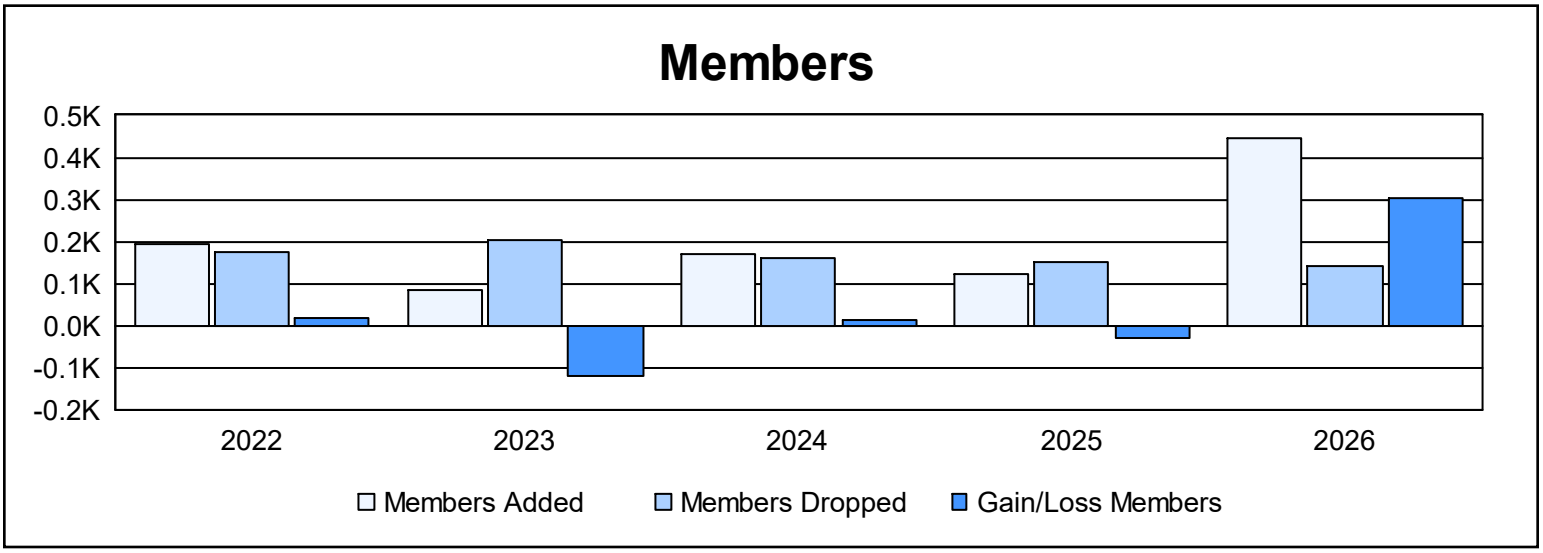

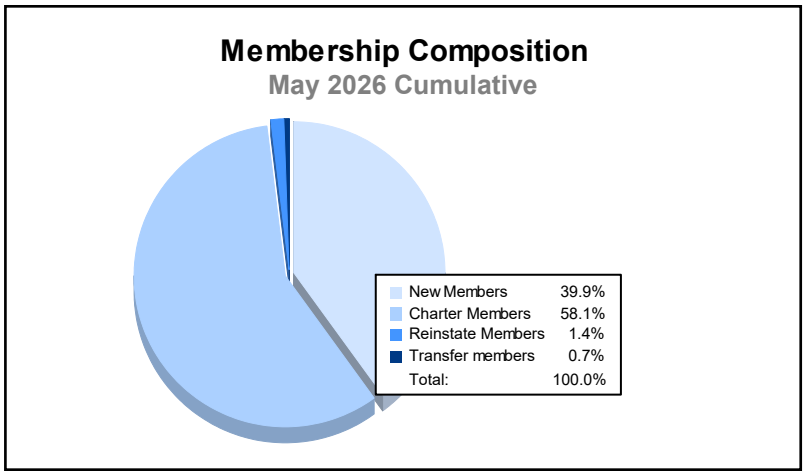
Membership Composition
May 2026 Cumulative
New Members 39.9%
Charter Members 58.1%
Reinstate Members 1.4%
Transfer members 0.7%
Total: 100.0%

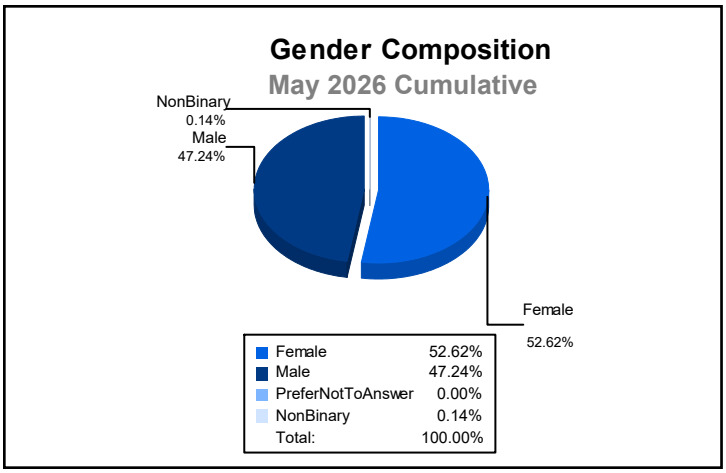
Gender Composition
May 2026 Cumulative
NonBinary
0.14%
Male
47.24%
Female
52.62%
Female 52.62%
Male 47.24%
PreferNotToAnswer 0.00%
NonBinary 0.14%
Total: 100.00%